

FEATURES

- Universal 85 - 264VAC or 120 - 370VDC input voltage
- High power density, compact size: 3" x 2" x 1.22"
- Operating ambient temperature range: -40°C to +85°C
- Active PFC
- High I/O isolation test voltage up to 4000VAC
- Operating altitude up to 5000m
- Extremely low leakage current <0.1mA
- Stand-by power consumption <0.3W
- The base plate with conformal coating
- Output short circuit, over-current, over-voltage, over-temperature protection
- Efficiency up to 95%
- Installing in system of Safety Class I/II is available
- Safety according to IEC/EN/UL62368-1, IEC/EN60335-1, IEC/EN61558-1, GB4943-1, IEC/EN/ES60601-1(2 x MOPP)

LOF120-20Bxx series is one of Mornsun's AC-DC miniaturize open frame power supply. It features universal AC input and at the same time accepts DC input voltage, cost-effective, high efficiency, high reliability and double or reinforced insulation. These converters offer excellent EMC and safety performance, which meet IEC/EN/UL62368, GB4943, IEC/EN60335, IEC/EN61558, IEC/EN/ES60601 standards and they are widely used in areas of industrial, LED, street light control, electricity, security, telecommunications, smart home, medical, etc.

Selection Guide

Certification	Part No.	Nominal Output Power (W)	Nominal Output Voltage and Current (Vo/Io)	Transient Output Power*10S (W)	Output Voltage Adjustable Range (V)	Efficiency at 230VAC (%) Typ.	Max. Capacitive Load (μF)
UL/CE (Pending)	LOF120-20B12	114	12V/9.5A	141.6	11.4-12.6	94	6000
	LOF120-20B15	114	15V/7.6A	142.5	14.3-15.8	94	5000
	LOF120-20B24	120	24V/5A	150	22.8-25.2	95	3200
	LOF120-20B27	119.9	27V/4.44A	149.8	25.6-28.4	95	2400
	LOF120-20B48	120	48V/2.5A	150	45.6-50.4	94.5	1600

Note: *If the total output power exceeds the nominal output power, it can be maintained for a maximum of 10s. The power supply cannot exceed the transient power. When the output voltage is increased, the total output power cannot exceed the nominal output power.

Input Specifications





Item	Operating Conditions		Min.	Typ.	Max.	Unit
Input Voltage Range	AC input		85	--	264	VAC
	DC input		120	--	370	VDC
Input Voltage Frequency			47	--	63	Hz
Input Current	115VAC		--	--	2	A
	230VAC		--	--	1	
Inrush Current	115VAC		--	40	--	A
	230VAC		--	75	--	
Power Factor	115VAC		0.98	--	--	--
	230VAC		0.94	--	--	
Leakage Current	240VAC		<0.1mA; Single fault <0.5mA			
Hot Plug			Unavailable			



Output Specifications

Item	Operating Conditions		Min.	Typ.	Max.	Unit
Output Voltage Accuracy*	Full load range	12V/15V	--	±2.0	--	%
		24V/27V/48V	--	±1.0	--	
Line Regulation	Rated load		--	±0.5	--	%
Load Regulation	0% - 100% load		--	±1.0	--	
Ripple & Noise*	20MHz bandwidth (peak-to-peak value)	12V/15V	--	80	120	mV
		24V/27V	--	100	150	
		48V	--	120	200	
Temperature Coefficient			--	±0.03	--	%/°C
Minimum Load			0	--	--	%
Hold-up Time	230VAC		15	--	--	ms
Stand-by Power Consumption			--	--	0.3	W
Short Circuit Protection	Recovery time < 3s after the short circuit disappear.		Hiccup, continuous, self-recovery			
Over-current Protection			≥130% Io, hiccup, self-recovery			
Over-voltage Protection	12V		≤16V (Output voltage turn off, re-power on for recover)			
	15V		≤25V (Output voltage turn off, re-power on for recover)			
	24V		≤32V (Output voltage turn off, re-power on for recover)			
	27V		≤35V (Output voltage turn off, re-power on for recover)			
	48V		≤60V (Output voltage turn off, re-power on for recover)			
Over-temperature Protection			Output voltage turn off, re-power on to recovery after abnormal removed			

Note: 1. *Output voltage accuracy: including the setting error, line regulation, load regulation;
 2. *The "Tip and barrel method" is used for ripple and noise test, output parallel 10uF electrolytic capacitor and 0.1uF ceramic capacitor, please refer to AC-DC Converter Application Notes for specific information;
 3. *For all the above test items, please refer to our company standard "AC-DC Black Box Test Specification" for specific test specifications and methods;
 4. *Except for special instructions, the above data are measured at the full operating temperature range and humidity <75%.

General Specifications

Item	Operating Conditions		Min.	Typ.	Max.	Unit
Isolation Test	Input - 	Electric strength test for 1min., leakage current <5mA	1500	--	--	VAC
	Input - output		4000	--	--	
	Output - 		500	--	--	
Insulation Resistance	Input - 	Ambient temperature: 25 ± 5°C	100	--	--	MΩ
	Input - output	Relative humidity: < 95%RH, no condensation	100	--	--	
	Output - 	Test voltage: 500VDC	100	--	--	
Operating Temperature			-40	--	+85	°C
Storage Temperature			-40	--	+85	
Operating Humidity	Non-condensing		10	--	95	%RH
Storage Humidity			20	--	90	
Switching Frequency	Nominal output power		70	--	110	kHz
Power Derating	Operating temperature derating	+50°C to +85°C	2	--	--	% / °C
		-40°C to -30°C	2	--	--	
	Input voltage derating	85VAC - 115VAC	1	--	--	%/VAC
Safety Standard			Meet IEC/EN/UL62368-1/EN60335-1/IEC/EN61558-1 /GB4943-1/IEC/EN60601-1/ES60601-1(3.1 version)/CAN/CSA-C22.2 No.60601-1:14-Edition			

		3/EN60601-1-2 Edition 4
Safety Certification		IEC/EN/UL62368-1/EN60335/IEC61558(Pending)
Safety Class		CLASS I
Isolation level	Input - output	2 x MOPP
	Input - 	1 x MOPP
	Output - 	1 x MOPP
MTBF	MIL-HDBK-217F@25°C	>300,000 h
Warranty	Ambient temperature: <50°C	5 years

Mechanical Specifications

Case Material	Open frame
Dimensions	76.20 x 50.80 x 31.00 mm
Weight	125g (Typ.)
Cooling Method	Free air convection

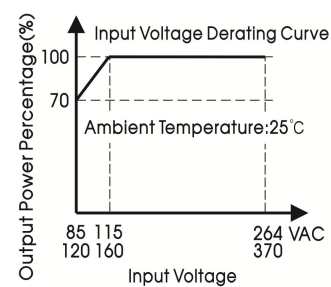
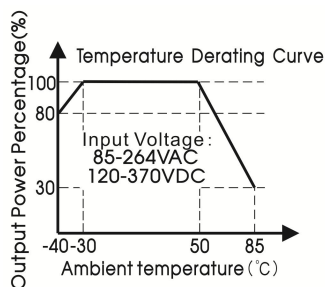
Note: *Cooling method and power derating refer to typical characteristic curves.

Electromagnetic Compatibility (EMC)

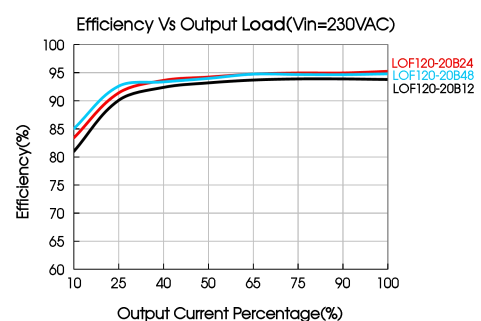
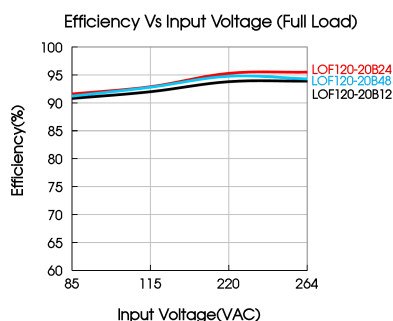
Emissions*	CE	CISPR32/EN55032	CLASS B	
	RE	CISPR32/EN55032	(Category I, CLASS B, category II, CLASS A)	
	Harmonic current	IEC/EN61000-3-2	CLASS A	
Immunity	ESD	IEC/EN 61000-4-2	Contact ±6KV/Air ±8KV	Perf. Criteria A
	RS	IEC/EN 61000-4-3	10V/m	perf. Criteria A
	EFT	IEC/EN 61000-4-4	±2KV	perf. Criteria A
	Surge	IEC/EN 61000-4-5	line to line ±2KV/line to ground ±4KV	perf. Criteria A
	CS	IEC/EN61000-4-6	10 Vr.m.s	perf. Criteria A
	Voltage dips, short interruptions and voltage variations immunity	IEC/EN61000-4-11	0%, 70%	perf. Criteria B

Note: *The power supply should be considered as a part of the components in the system. All EMC performance are been tested on a metal plate with a thickness of 1mm and a length of 360mm x 360mm. The power supply must be combined with the terminal equipment for electromagnetic compatibility confirmation.

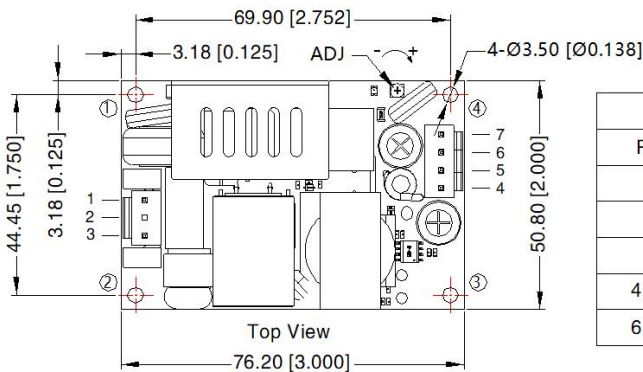
Product Characteristic Curve



Note: With an AC input voltage between 85 - 115VAC and a DC input between 120 - 160VDC the output power must be derated as per the temperature derating curves.



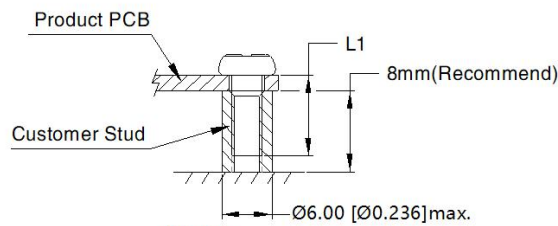
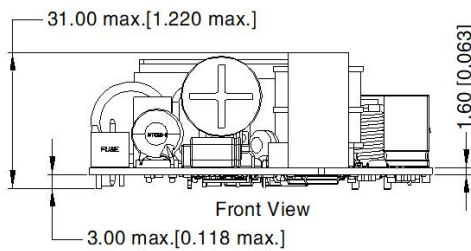
Dimensions and Recommended Layout



THIRD ANGLE PROJECTION

Pin-Out			
Pin	Function	Product Connector	Customer Connector
1	AC(N)	JST B3P-VH or equivalent	Housing:JST VHR Contact:JST SVH-21T-P1.1 or equivalent
2	NC		
3	AC(L)		
4、5	-Vo	JST B4P-VH or equivalent	Housing:JST VHR Contact:JST SVH-21T-P1.1 or equivalent
6、7	+Vo		

Position	Screw Spec.	L(Recommend)	Torque(max)
① - ④	M3	6mm	0.4N · m



Note:

1. Unit: mm[inch]
2. General tolerances: $\pm 1.00[\pm 0.039]$
3. The layout of the device is for reference only , please refer to the actual product

Note:

1. For additional information on Product Packaging please refer to www.mornsun-power.com. Packaging bag number: 58220141;
2. Unless otherwise specified, parameters in this datasheet were measured under the conditions of $T_a=25^\circ\text{C}$, humidity<75%RH with nominal input voltage and rated output load;
3. All index testing methods in this datasheet are based on our company corporate standards;
4. In order to improve the efficiency at high input voltage, there will be audible noise generated, but it does not affect product performance and reliability;
5. We can provide product customization service, please contact our technicians directly for specific information;
6. Products are related to laws and regulations: see "Features" and "EMC";
7. Our products shall be classified according to ISO14001 and related environmental laws and regulations, and shall be handled by qualified units.

Mornsun Guangzhou Science & Technology Co., Ltd.

Address: No. 5, Kehui St. 1, Kehui Development Center, Science Ave., Guangzhou Science City, Huangpu District, Guangzhou, P. R. China
Tel: 86-20-38601850 Fax: 86-20-38601272 E-mail: info@mornsun.cn www.mornsun-power.com